



FINISS Support Team  
[support@finiss.com](mailto:support@finiss.com)

## **Getting started with FINISS**

### **Download Market data over the internet**

18. June 2017

## Content:

<b>1 General .....</b>	<b>Error! Bookmark not defined.</b>
<b>2 Initial connection check.....</b>	<b>3</b>
<b>3 Request a 4 weeks free trial.....</b>	<b>7</b>

## 1 General

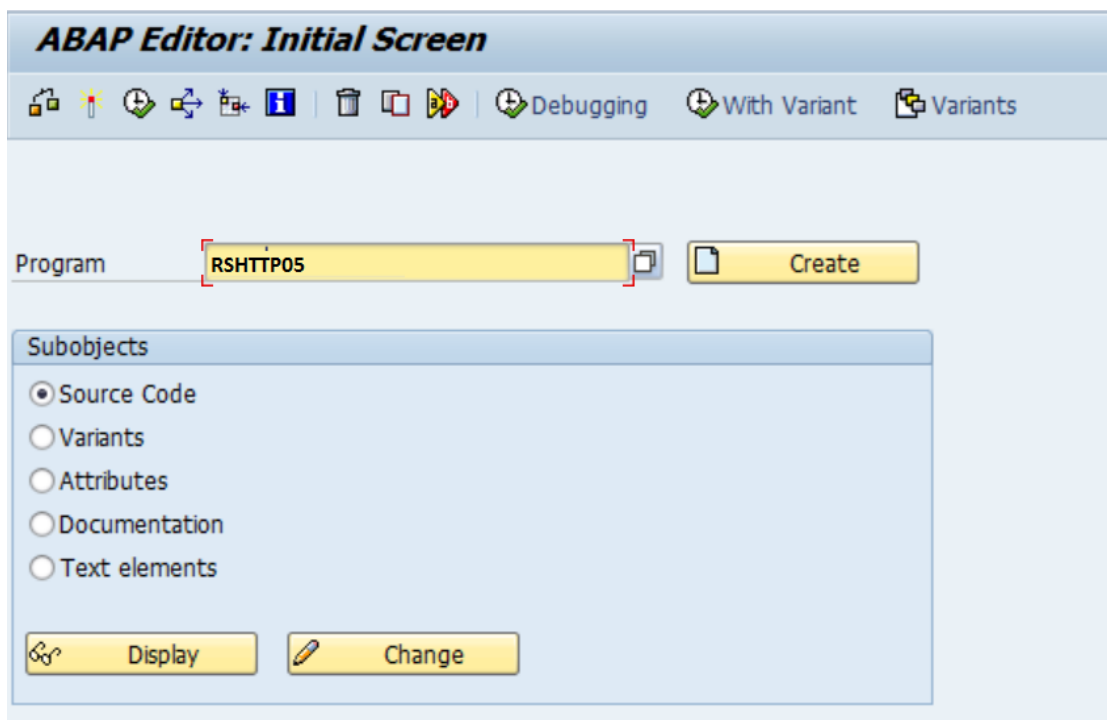
To download the market data, which are provided by FINISS over the internet, there are different SAP components which must be defined. For the technical settings, **SAPHTTPA** is used for the internet access. For the application, there are some more steps in the customizing to do.

This guide describes the initial connection tests to download market data from the FINISS server!

## 2 Initial connection check

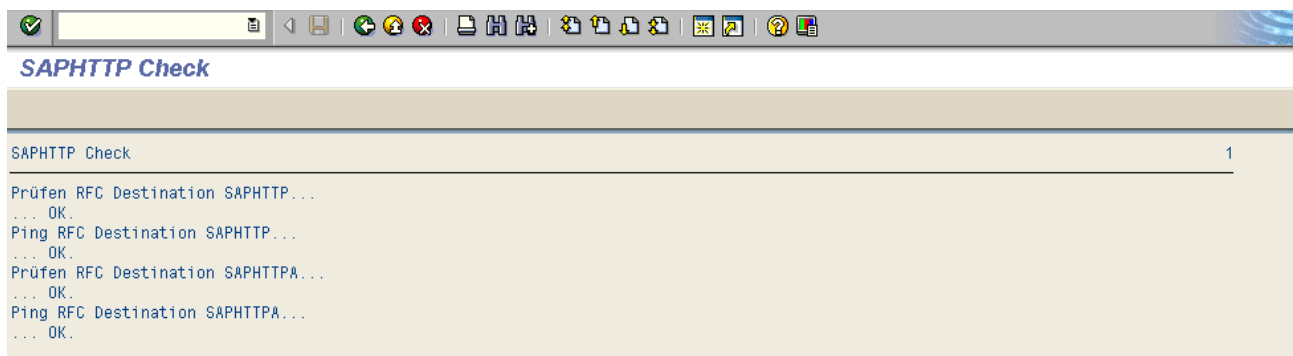
Before you start with the customizing you should check if your SAP system has access to the internet.

The first test checks the connection to SAPHTTPA and the correct configuration. It starts the program RSHTTP05 using the transaction SE38.



The output should look like this. If there are problems, pls look at note 164203.

RSHTTP05 result if everything is ok:



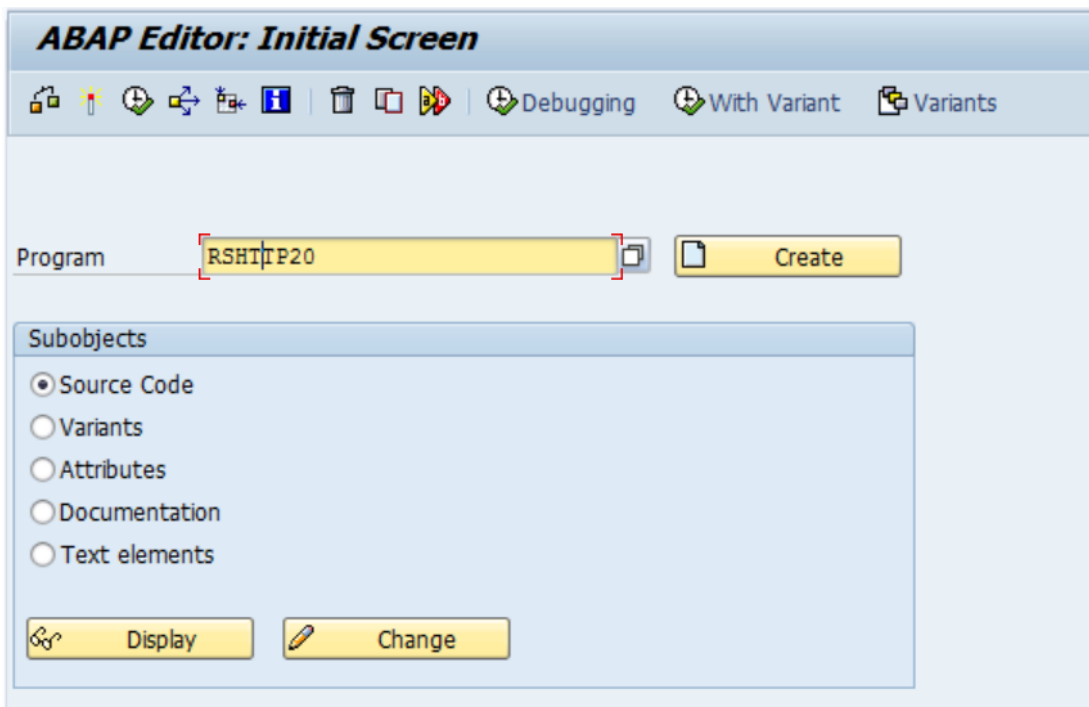
If the result is NOT ok, please check the RCF Destination **SAPHTTPA**.

**Configuration of RFC Connections**

RFC Connections	Type	Comment
ABAP Connections	3	
HTTP Connections to External Server	G	
Internal Connections	I	
Logical Connections	L	
<b>TCP/IP connections</b>	T	
BSI-US-FDOC	T	
BSI-US-TAX	T	BSI-TAX (US) executable
BSI-US-UPDATE	T	
BSI40-US-TAX	T	
CALLTP_AIX	T	Transport tools: tp interface *generated*
DOCUMENTATION_HELP	T	Call WinHelp and WinWord from R/3
EPS_CLIENT	T	Electronic Parcel Service: R/3 <-> EPS Client Communication
EU_SCRP_TEST	T	Graphical Screen Painter (local Test for A.Herrmann)
EU_SCRP_WN32	T	Graphical Screen Painter (WindowsNT / Windows95)
F1_HELP_SERVER	T	Windows RFC server for F1 help on fields, messages and command field
F1_HELP_SERVER_32	T	Windows RFC server for F1 help on fields, messages and command field
F1_HELP_SERVER_40	T	Windows RFC server for F1 help on fields, messages and command field
GFW_ITS_RFC	T	
IGS_RFC_DEST	T	Generated RFC destination for IGS
LOCAL_EXEC	T	Starts the Program 'RFCEXEC' on Front-End Machine
LOCAL_PRINT	T	
MAIL_NOTES	T	Mailversand
MDX_PARSER	T	MDX Parser for ODBO BAPI
R3_WINDOWS_SERVER	T	Desktop integration for Windows (WinWord 6.0)
<b>REUTERS RFC SYNC</b>	T	Reuters
SAPBC	T	
SAPFORMS	T	RFC server for executing a work item using a form
SAPFTP	T	Generated automatically on 19970709
SAPFTPA	T	Generated automatically on 19970709
SAPGUI	T	
<b>SAPHTTPA</b>	T	<b>Automatically Generated on 19991205</b>

Next step is the internet connection using program **RSHTTP20 (HTTP GET TEST)**

Run SE38 and use Program **RSHTTP20**



**HTTP GET Test**

URI:

URI2:

RFC Destination:

Blankstocrif:

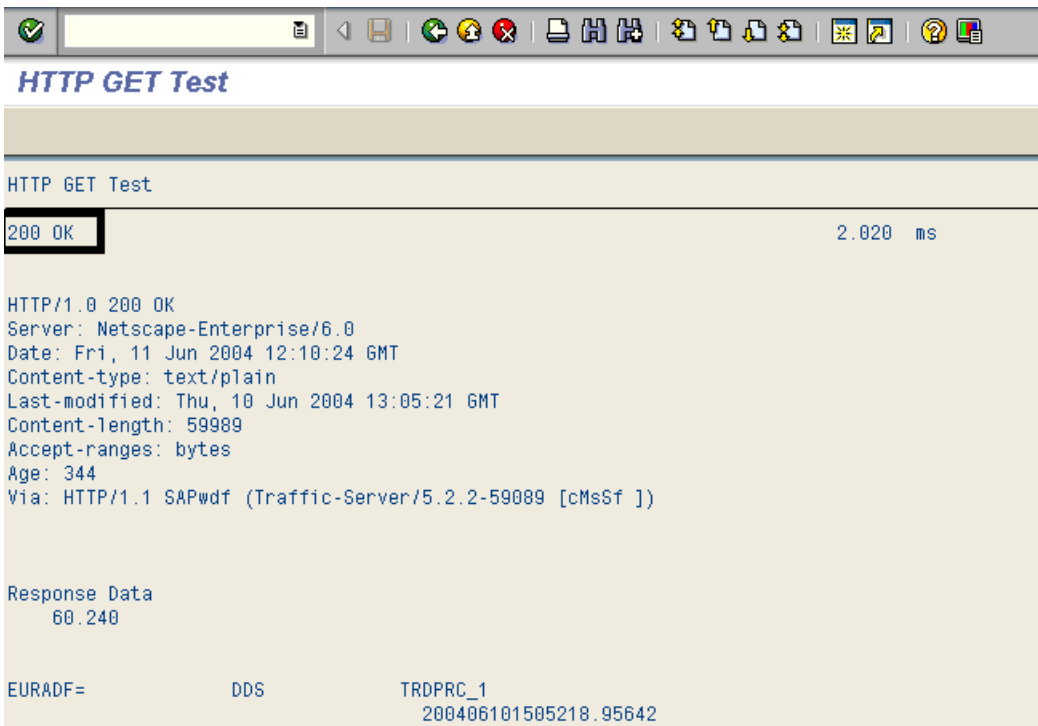
User:

Password:

Use the following parameters:

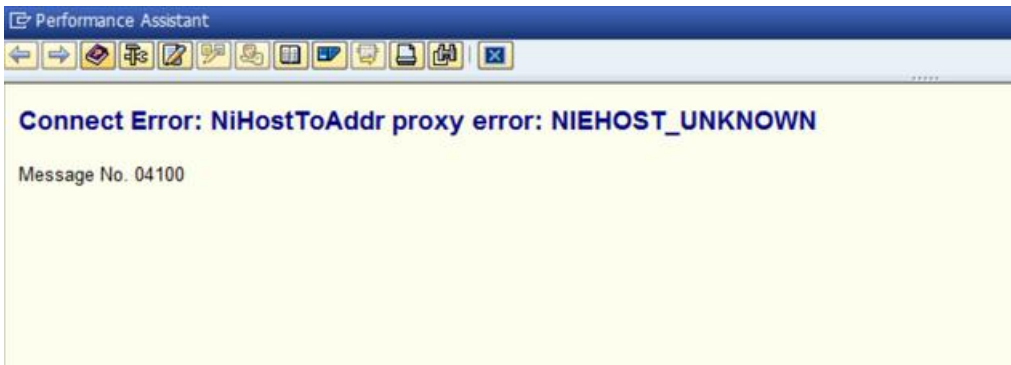
URI: <http://www.finiss.de/refinery/do/portfolio/download?portfolioId=3550>  
RFC Destination: SAPHTTPA  
User: SAPTEST  
Password: saptest

The result should look like this:



The important part is the http status message **200 OK**

The following error messages may appear:



The error message **NiHostToAddr proxy error : NIEHOST\_UNKNOWN** means that the SAP system cannot resolve the URL [www.finiss.de](http://www.finiss.de) because DNS is not working on this server!

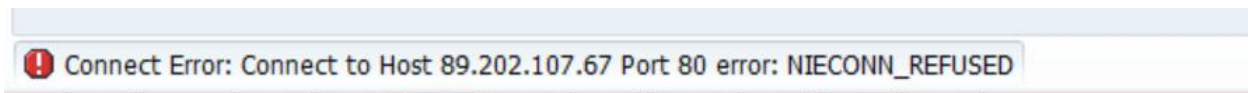
You need to speak with someone from your SAP Basis team to fix this. Alternatively you can use the IP address to continue the connection tests!

You can repeat the program RSHHT20 with the following parameters:

URI: [http:// 89.202.107.67/refinery/do/portfolio/download?portfolioId=3550](http://89.202.107.67/refinery/do/portfolio/download?portfolioId=3550)  
RCF Destination: SAPHTTPA  
User: SAPTEST  
Password: saptest

In production you can also use the IP address but it is recommended to use DNS on the SAP server!

Another error message could be:



The error message **Host [www.finiss.de](http://www.finiss.de) (or 89.202.107.67 if IP address is used) Port 80 error : NIECONN\_REFUSED** means that the SAP system is not able to connect to the internet. In most cases the request is blocked by your internal firewall!  
Please contact your network team and request an **OUTGOING connection** on **PORT 80** to the URI [www.finiss.de](http://www.finiss.de) (and/or the IP address **89.202.107.67**)

To be sure that the problem is not related to FINISS you can also run RSHTTP20 with the following parameters:

URI: <http://www.google.com>  
RCF Destination: SAPHTTPA  
User: (empty)  
Password: (empty)

The result should be the same!

**Do NOT continue till the problems are fixed and you get the HTTP status 200 on RSHTTP20 (HTTP GET TEST) !!!**

### **3 Request a 4 weeks free trial**

**Once the RSHTTP20 test was successful You can request a test login for a 4 weeks free trial from FINISS.**

Please send an Email to [support@finiss.com](mailto:support@finiss.com) with your full company details, a contact person with telephone number and an Excel sheet with the currency pairs (or interest rates, swaps, forwards, equities etc) you are looking for. If you need the market data from a specific source (like a National Bank) please add this information in the Excel sheet.

You can also request our **BOI package** which contains ALL currencies against the Euro or USD (or any other base currency), the rates will be delivered as direct and indirect rates (like USD – GBP and GBP – USD). Please specify the base currencies You need!

Please visit our website to see all available content packages under [www.finiss.com](http://www.finiss.com) (under downloads).

Once we receive your request you will get your own login details for the 4 weeks free trial.

The email looks like this:

**Hi XXXXXX,**

***we have generated a 4 weeks free trial for you, here are the login data:***

**URL:**        <http://www.finiss.de/refinery/do/portfolio/download?portfolioId=7761161>  
**Login:**     *boilxxxxx1*  
**PW:**        *kugf3Gea*

***Please test the login details with an Internet explorer. (You will get the full file, please scroll to the right for the values).***

***After this test please run RSHTTP05 and RSHTTP20 (using SAP\_HTTPA) with these login details.***

This is an example only, these login details will **NOT** work!!!!

If you need any help or have problems with the connection tests, please feel free to send an email to [support@finiss.com](mailto:support@finiss.com) and we will answer your questions, we also can attend a remote support session if needed.